

# Organomodified Silicone Elastomer (OMSE) for Next Generation Personal Care Products

Ashish Anant Vaidya\*, K. Balu, Mohan Vijaykumar Chavan, Nilmoni Ghosh and Amit Kumar

Unilever R & D Bangalore, 64 Main Road, Whitefield, Bangalore, India

**Abstract:** Personal care (PC) products containing commercial silicone elastomer (SE) blends offer superior sensory, due to their silky and non-greasy characteristics. These products contain functional organic actives; namely sunscreens, antibacterial agents and dyes. The functional performance of the PC products is determined by the extent of deposition of the actives on the skin or hair. However, this performance is limited due to incompatibility of organic actives with the silicone elastomer (SE) blend. This review described recent development of organomodified silicone elastomers (OMSE) for enhanced compatibility and superior deposition of actives on the skin or hair. OMSEs contain covalently linked functional actives to the cross-polymeric silicone backbone. OMSE were synthesized by reacting alkenyl functional derivatives of avobenzene, benzylidene malonate, curcumin or hydroxyanthraquinone, suitable crosslinker, solubilizing (e.g. C<sub>n</sub>H<sub>2n</sub> i.e. alkyl) / emulsifying agents (e.g. polyether) with the poly(dimethyl)-co-(methylhydrogen)siloxane copolymer in the presence of platinum catalyst. OMSE showed superior functional performance due to uniform molecular distribution of sunscreen / dye molecules on the substrate surface. Covalently attached sunscreen / dye molecules on the cross-polymeric silicone backbone would show enhanced safety profile due to negligible possibility of penetration through skin.

**Keywords:** Organomodified polymer, silicone elastomers, skin / hair photodamage, hair color photodegradation, sunscreens, hair colorants, antibacterial polymers, active deposition.

## BACKGROUND

Today's personal care (PC) products thrive upon superior sensory and functional performance along with enhanced safety and minimum eco-toxicity. Incorporation of commercial silicone elastomer (SE) blends in such PC products offer silky and non-greasy sensory attributes. This key sensory signature of PC products is attributed to the presence of silicone crosspolymer (i.e. elastomer) swollen in the volatile silicones. Few examples of Dow Corning's commercial SE blends are DC9040, DC9041, DC9045 (INCI: dimethicone crosspolymer); DC 9506, DC 9509 (INCI: dimethicone / vinyl dimethicone crosspolymer). These SE blends are synthesized by reacting linear poly(dimethyl)-co-(methylhydrogen)siloxane copolymer with the divinyl terminated polydimethylsiloxane or organic diene as the crosslinker in the presence of platinum catalyst; followed by swelling in volatile silicones. As seen in Figure 1, SE blend is a 3-dimensional cross-polymer (~ 15%) swollen in volatile silicone (85%).

PC products contain either water-in-oil or oil-in-water compositions which are prepared using SE blend, emulsifiers and topical functional organic actives, namely, sunscreens, dyes and antibacterial agents. The functional performance of these organic actives is determined by their distribution within the

composition followed by deposition during application on the skin / hair. However, this performance is limited when organic actives show incompatibility with SE blend (shown in Figure 2). This incompatibility also results in poor sensory performance.

Recently Dow Corning's commercial organic silicone elastomer (OSE) blends such as EL 8051 (INCI: Isodecyl Neopentanoate and Dimethicone/Bis Isobutyl PPG-20 crosspolymer); EL 8052 (INCI: Isohexadecane and Dimethicone/Bis-Isobutyl PPG 20 crosspolymer) and EL 8050 (INCI: Isododecane and Dimethicone/Bis-Isobutyl PPG- 20 crosspolymer) have been introduced to improve compatibility with the organic personal care actives.

In addition to incompatibility issue, these organic actives could pose complex safety issues when they come in contact with skin. Ideally sunscreen molecules are expected to remain on the skin surface as a protective layer against sun radiation and not to penetrate into the underlying viable tissue. Similarly, dye molecules should effectively deposit and distribute evenly on the hair surface. However, literature revealed that the substantial amount of applied sunscreens [1-5] are absorbed through skin [6] and also detected in human urine [2,7-9], gastro intestinal tract [10] and human milk [8,11]. A significant number of publications revealed case studies showing skin allergy due to commonly used sunscreens [12-15]. Hair dyes also show significant toxicity [16-18] due to their penetration through skin [19,20]. Antimicrobials should be effective against microorganisms and remain safe to

\*Address correspondence to this author at the Unilever R & D Bangalore, 64 Main Road, Whitefield, Bangalore, India; Tel: +91-80-39830994; Fax: +91-80-28453086; E-mail: ashish.vaidya@unilever.com

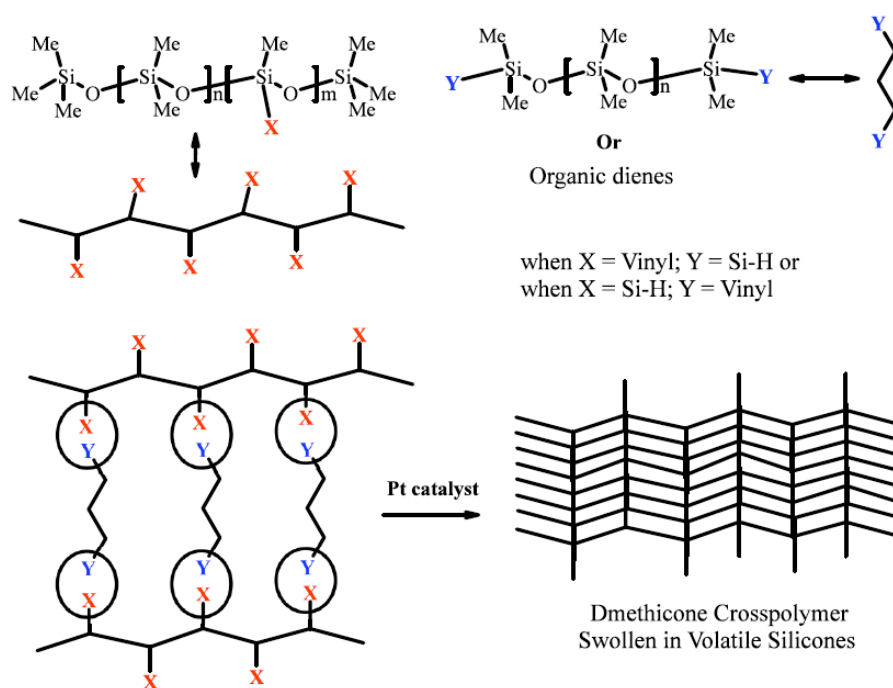


Figure 1: Commercial Silicone Elastomer (SE) blends.

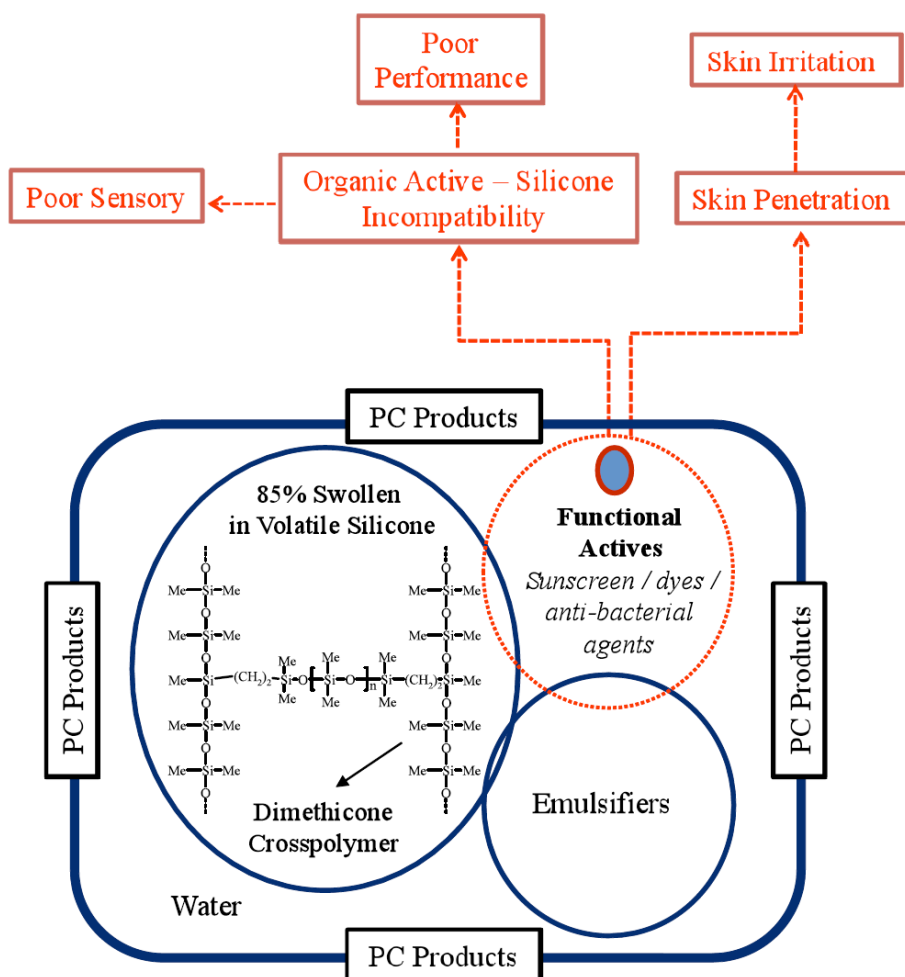
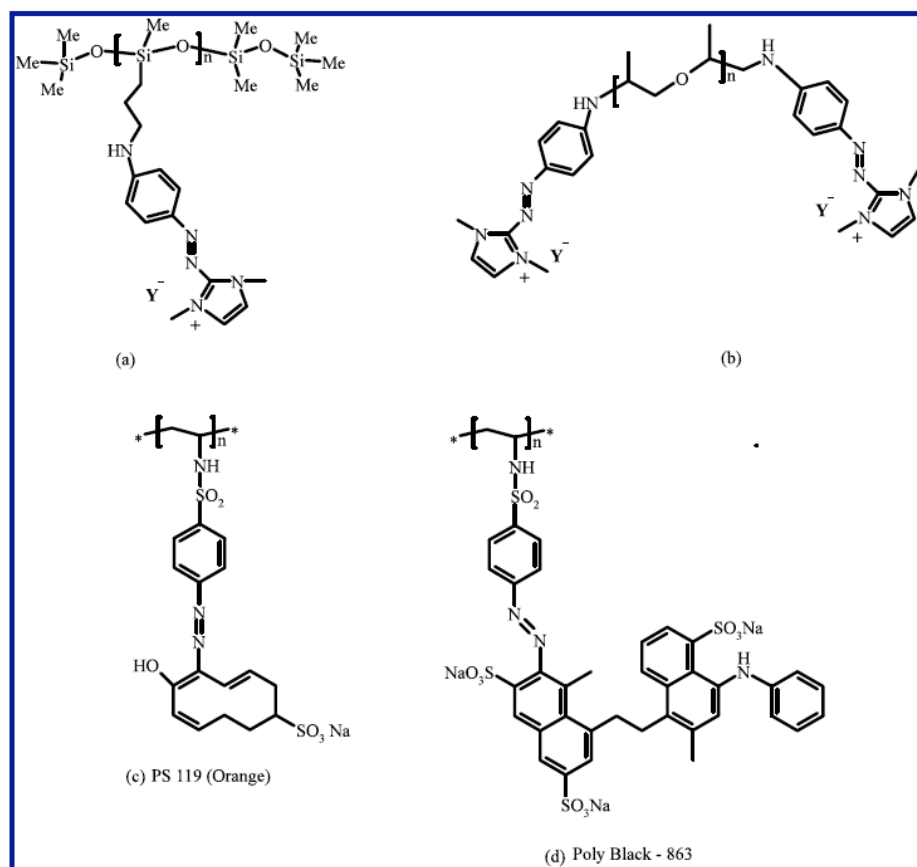


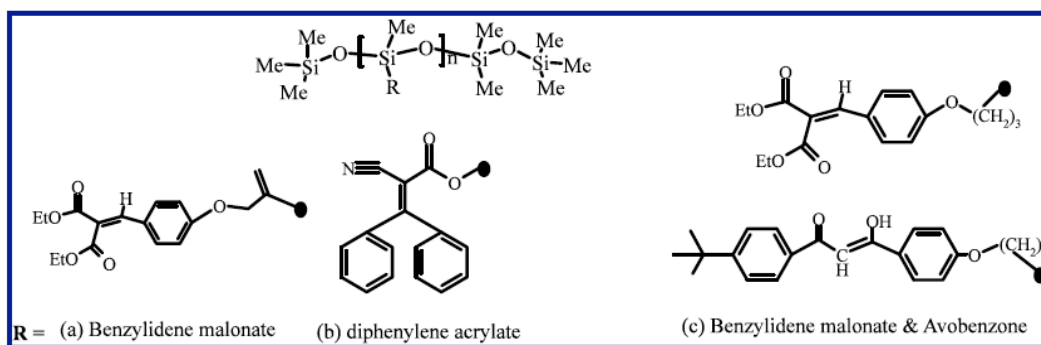
Figure 2: Incompatibility / Insolubility of Organic Functional Actives with Commercial SE Blends.



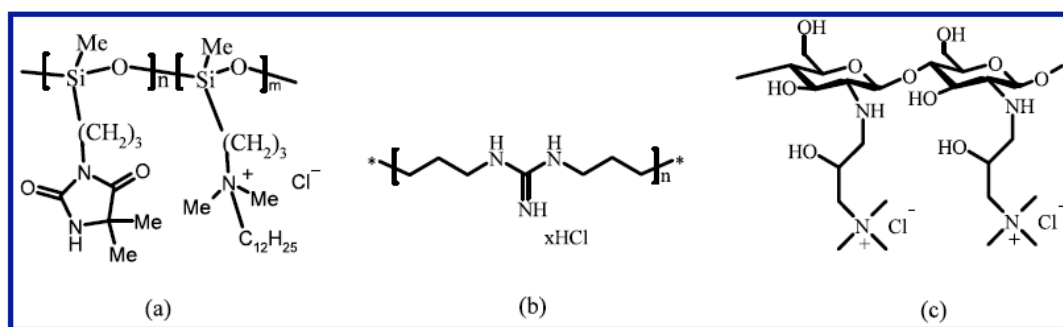
**Figure 3:** Organomodified Polymeric (OMPs) Colorants (a) Polysiloxane and (b) Polyetherimine based azo dyes (c) PS 119 – Orange (d) Poly Black 863.

humans/animals and be environmentally friendly. Recent studies revealed that parabens [21-23] showed toxicity and endocrine toxicity due to permeation through skin. Studies showed that parabens retain in the epidermis and dermis [21,24,25]; followed by UV induced skin damage [26]. However, the extent of active skin penetration depends on their concentrations in the formulations. Hence these actives are used at optimal / safe levels. The sunscreen/dye molecules having Mol. Wt. above 500 Dalton [27] are expected remain non-permeable to skin. Hence organomodified

polymers (OMPs) showing UV absorbing [28-30] and colorant [31-34] properties were developed to enhance safety profile of above organic actives. Chemically, OMPs contain inert polymer backbone with covalently anchored antibacterial agents, sunscreens or dye molecules. Chemical structures of select organomodified polymeric (OMPs) colorants and sunscreens are shown in Figures 3, 4 respectively. Polymeric antimicrobials [35,36] have been designed to be effective against microorganisms and due to their large molecular weight they do not penetrate into the



**Figure 4:** Organomodified Polymeric (OMPs) Sunscreens (a) Benzylidene malonate polysiloxane [Parsol SLX, by DSM]; (b) Undecylcrylene dimethicone [HallBrite PSF, Hallstar] (c) Polymeric sunscreens (Unilever).



**Figure 5:** Organomodified Polymeric (OMPs) Antibacterial Agent (a) hydantoinyl/quaternary polysiloxane (b) polyhexamethyleneguanidine hydrochloride (c) 3-trimethylammonium-2-hydroxypropyl-N-chitosan.

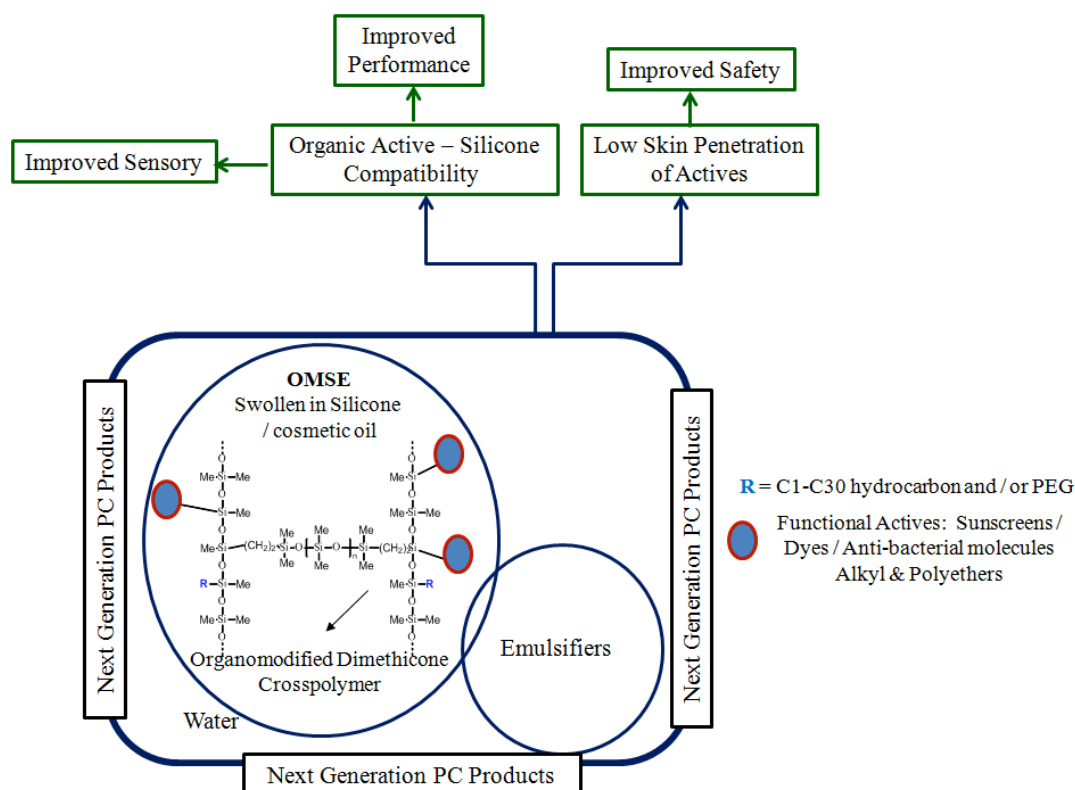
skin. Thus, they could improve the safety profile of broad-spectrum antibacterials. As seen in Figure 5, poly-(hexamethylen-guanidinium-chloride), poly-[2-(2-ethoxy)-ethoxyethyl)- guanidinium-chloride] [37-40]; 3-trimethylammonium-2-hydroxypropyl-N-chitosan [41,42] have been developed as polymeric antimicrobials or antifungal agents.

As seen in Figure 6, we developed organomodified silicone elastomers (OMSEs) for enhanced compatibility and superior deposition of actives on the skin [28,29] or hair [31,32]. OMSEs contain covalently linked functional actives on the cross-polymeric dimethicone backbone. As described above, sunscreen / dye – silicone incompatibility leads to poor

photoprotection performance. The compositions containing OMSEs showed superior performance when compared with compositions containing free sunscreens and commercial SE blends. Water-in-oil and oil-in-water compositions were prepared using OMSE itself as the formulation base (Figure 6). Following section describes detail synthesis and performance of organomodified silicone elastomers (OMSE) blends.

#### BROAD SPECTRUM ORGANOMODIFIED SILICONE ELASTOMER (OMSE-1) BLEND – 1

OMSE-1 was designed by anchoring reactive UV absorbing chromophores onto dimethicone crosspolymer chains [29]. As seen in Figure 7, 4-



**Figure 6:** Next Generation OMSEs. Organic actives – Sunscreens / dye molecules.

allyloxy acetophenone was synthesized by reacting 4-hydroxy acetophenone with allyl chloride in the presence of dry potassium carbonate-acetone dispersion. 4-allyloxy, 4-*t*-butyldibenzoylmethane (reactive UVA chromophore) was synthesized by reacting 4-allyloxy acetophenone with 4-*t*-butyl methyl benzoate in the presence of sodium methoxide. Next, allyloxy benzaldehyde was synthesized by reacting 4-hydroxybenzaldehyde with allyl chloride in the presence of dry potassium carbonate-acetone dispersion. 4-allyloxy benzylidene malonate (reactive UVB chromophore) was synthesized by reacting allyloxy benzaldehyde with diethyl malonate in the presence of piperidine /acetic acid and benzene.

As seen in Figure 8, broad spectrum UVA and UVB absorbing organomodified silicone elastomer [29]

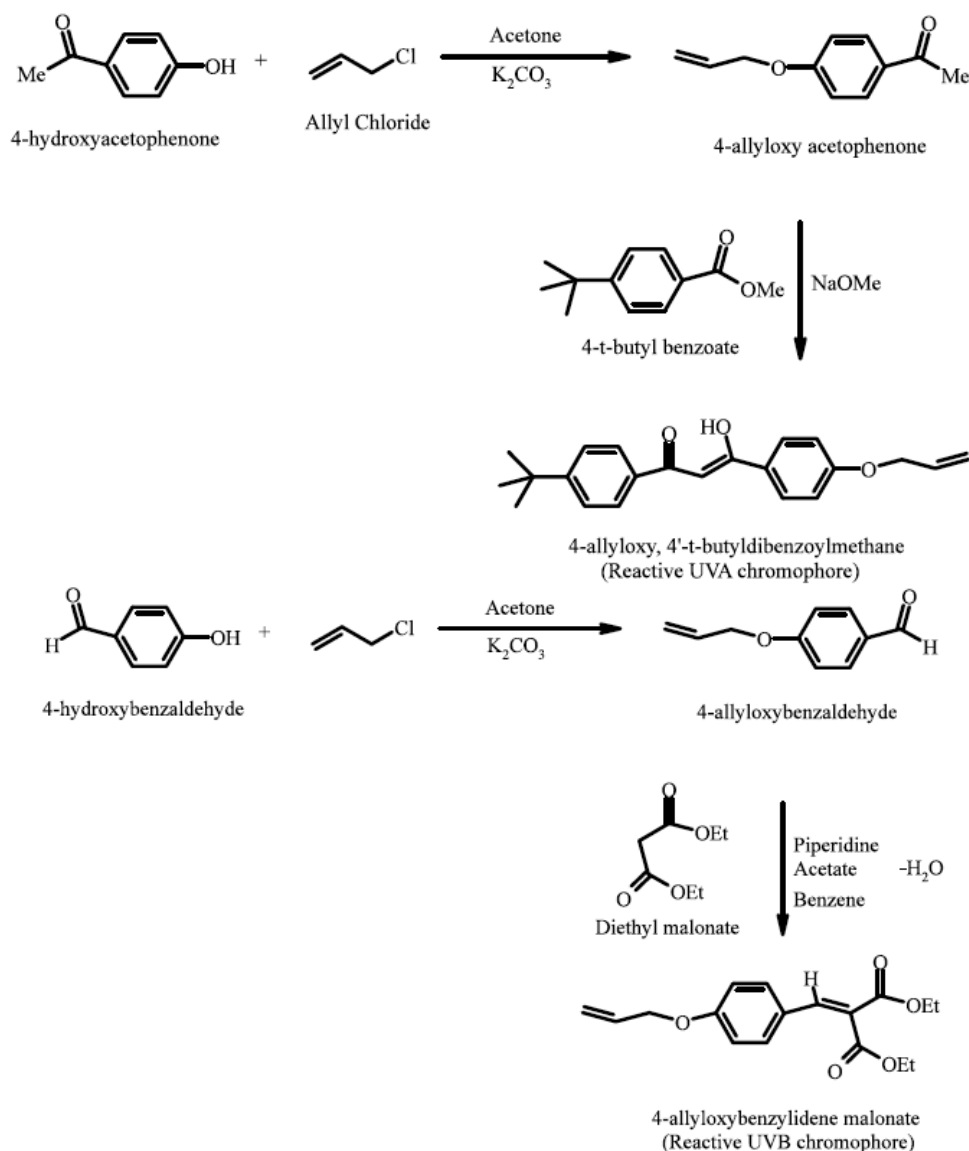
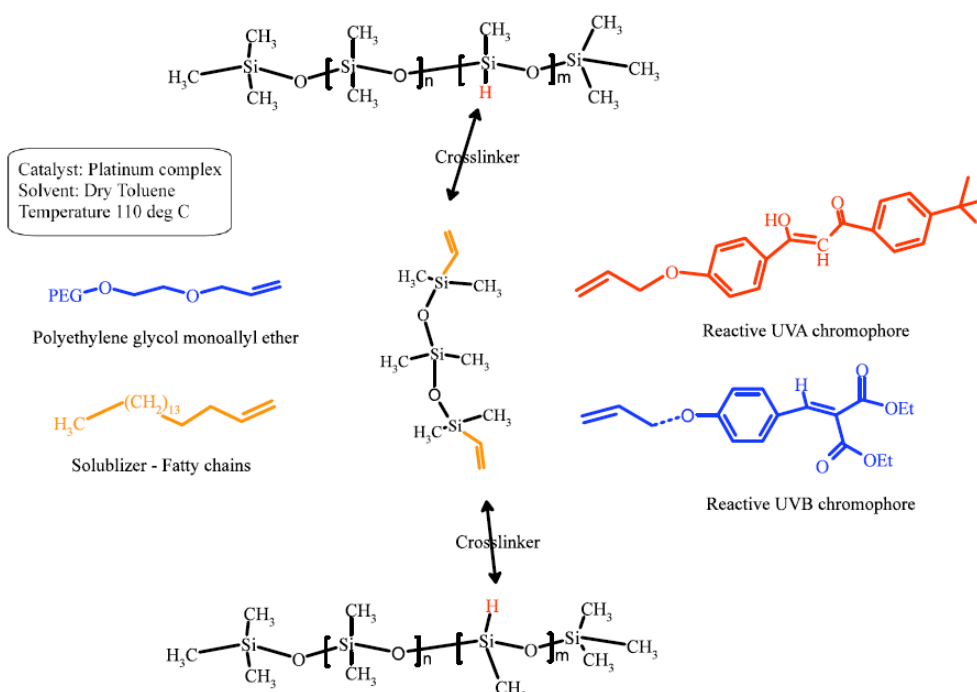


Figure 7: Synthesis of reactive UVA & UVB derivatives chromophores.

(OMSE) blend -1 was synthesized by reacting 4-allyloxy, 4'-*t*-butyl dibenzoylmethane (reactive UVA chromophore), 4-allyloxy benzylidene malonate class (reactive UVB chromophore); divinyl terminated polydimethylsiloxane (VTP); octadecene, polyethylene glycol monoallyl ether (Clariant) with poly(methylhydrogen)-co-(dimethyl)siloxane copolymer in the presence of Platinum(0)-1,3-divinyl-1,1,3,3-tetramethyldisiloxane complex solution and dry toluene at 110°C for ~5 hours. The product was obtained in a gel form (covalently attached with UV chromophores). The toluene was distilled off under vacuum and replaced with decamethyl cyclopentasiloxane ( $D_5$ ). The extent of viscosity was tuned by changing crosslinking density and amount of poly(ethylene glycol) and stearyl (C18) segments.



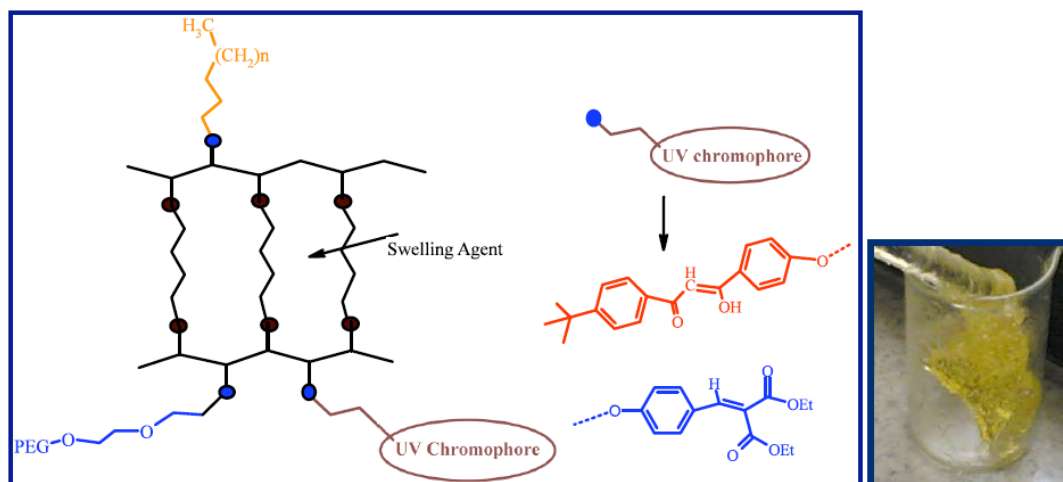
**Figure 8:** Synthesis of Broad Spectrum Organomodified Silicone Elastomer Blend - 1 for skin.

General chemical structure of organomodified silicone elastomer (OMSE) blend – 1 is shown in Figure 9.

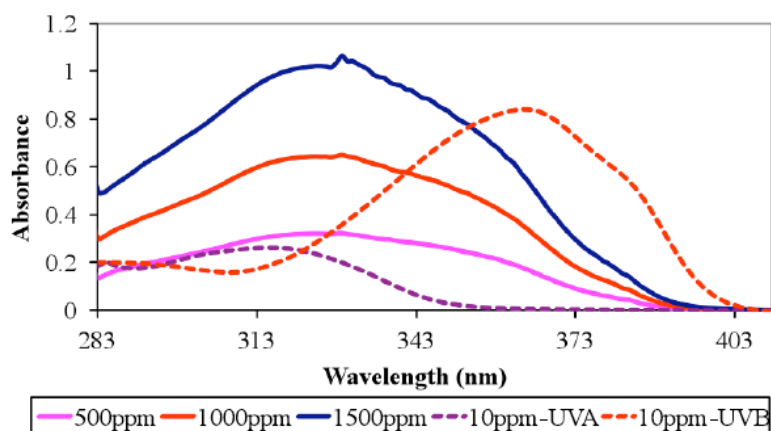
As seen in Figure 10, various solutions of (OMSE) blend – 1 in toluene (500 – 1500 ppm) showed broad spectrum absorption in both UVA and UVB region; indicating presence of covalently attached chromophores. This broad spectrum UV efficacy was compared with the UV efficacy of 10 ppm free 4-allyloxy, 4'-t-butyl dibenzoylmethane (reactive UVA chromophore), 4-allyloxy benzylidene malonate (reactive UVB chromophore) respectively.

### Broad Spectrum Organomodified Silicone Elastomer (OMSE-1) Blend – 2

Hair undergoes photodamage [43,44] when exposed to harmful sun radiations [45-47]. Hair colorants also undergo photo fading or photodegradation during the sun exposure. These colorants also produce significant amount of reactive oxygen species (ROS), which trigger various oxidative damaging chemistries in hair. Hence sun-exposed hair or colorants initiate photo-oxidation of amino acids / disulfide linkage inside cuticle [44] example; R-S-S-R → R-S-S-OH + R-OH → R-S-SO<sub>2</sub>H → R-S-SO<sub>3</sub>H → RSO<sub>3</sub>H + H<sub>2</sub>SO<sub>4</sub>. UV mediated disruption of the



**Figure 9:** Chemical Structure of OMSE Blend – 1.

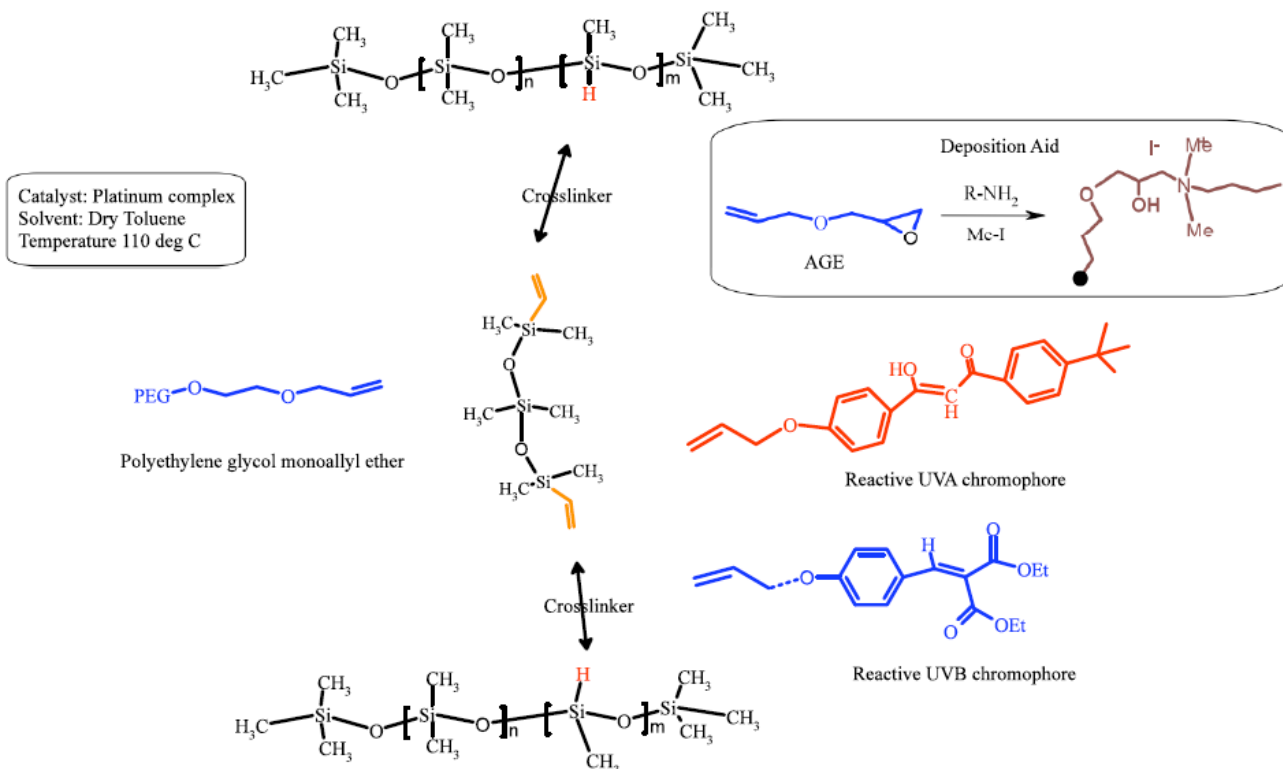


**Figure 10:** UV absorption efficacy of OMSE Blend - 1.

disulfide linkages triggers mechanical damage, which make hair dull, rough-textured, dry and brittle [43, 44]. It is therefore important to protect both hair and its dye/colorant using organic sunscreens, along with minimal production of ROS. However, hair care products would thrive upon selective deposition of sunscreen and/or photostable colorants through conditioner or shampoo based products. Polysiloxane copolymer grafted with methoxycinnamic acid ester & cationic alkoylamidopropyl dimethyl ammonium groups [30], benzylidene malonate polysiloxane (Parsol SLX from DSM) [48,49], cinnamidopropyltrimonium chloride (IncroquatUV283 from Croda) & Polyamide-2 (Solamer

GR8 from Nalco) are known to deposit on hair effectively through water based rinse compositions.

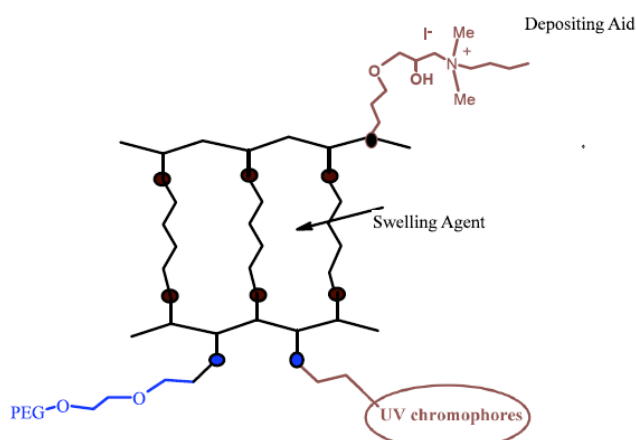
We designed new broad spectrum organomodified silicone elastomer blends – 2/3/4, suitable for depositing sunscreen / colorants, through conditioner / shampoo based system. The quaternary ammonium groups present on the OMSE blend – 2; facilitated deposition of sunscreens or colorant molecules on the hair surface. As seen in Figure 11, the *OMSE Blend – 2* was synthesized [29] by reacting 4-allyloxy, 4'-t-butyl dibenzoylmethane (reactive UVA chromophore), 4-allyloxy benzylidene malonate class (reactive UVB



**Figure 11:** Synthesis of Broad Spectrum OMSE Blend – 2 for hair.

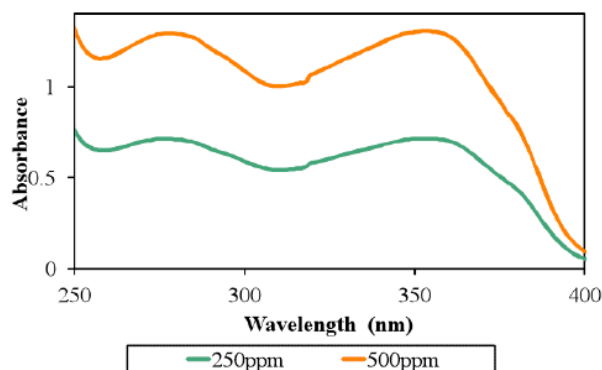
chromophore); divinyl terminated polydimethylsiloxane (VTP); polyethylene glycol monoallyl ether (Clariant); with poly(methylhydrogen)-co-(dimethyl)siloxane copolymer in the presence of platinum catalyst and dry toluene at 110°C, for ~5 hours.

The chromophore level present on the silicone elastomer was tuned to maintain about 20% un-reacted Si-H. The gel was further homogenized and analysed using FTIR to determine free Si-H groups. The remaining Si-H groups were further reacted with allyl glycidyl ether (AGE). After complete removal of AGE, the epoxy modified gel was reacted with butyl amine (C<sub>4</sub>H<sub>9</sub>NH<sub>2</sub>) followed by quaternization using methyl iodide (Me-I). General chemical structure of organomodified silicone elastomer (OMSE) blend – 2 is shown in Figure 12.



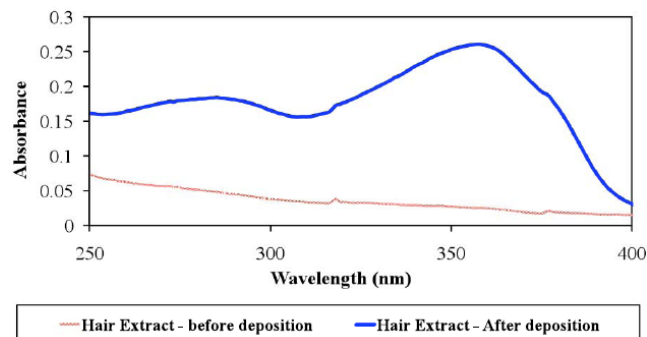
**Figure 12:** Chemical Structure of Organomodified Silicone Elastomer -2 blend for deposition through conditioner/shampoo.

As seen in Figure 13, 250 and 500 ppm solution of (OMSE) blend – 2 showed broad spectrum absorption in both UVA and UVB region indicating presence of covalently attached UVA and UVB absorbing chromophores.



**Figure 13:** UV absorption efficacy of OMSE Blend – 2.

Next, OMSE Blend - 2 were deposited on the hair surface *via* water based rinse method. 10 g of hair swatches were washed with hot water for 30 minutes. It was further washed with conventional shampoo (without conditioners) and rinsed with distilled water. 2 g of hair sample was placed in 2 gpl solution of OMSE blend – 2. The mixture was stirred for 10 minutes. The hair sample was rinsed in water twice and air dried. As seen in Figure 14, the deposited OMSE - 2 was extracted in methanol (50 mL) and detected using UV spectrophotometer.



**Figure 14:** UV absorption spectra of methanolic extract of hair (a) before and (b) after OMSE-2 deposition.

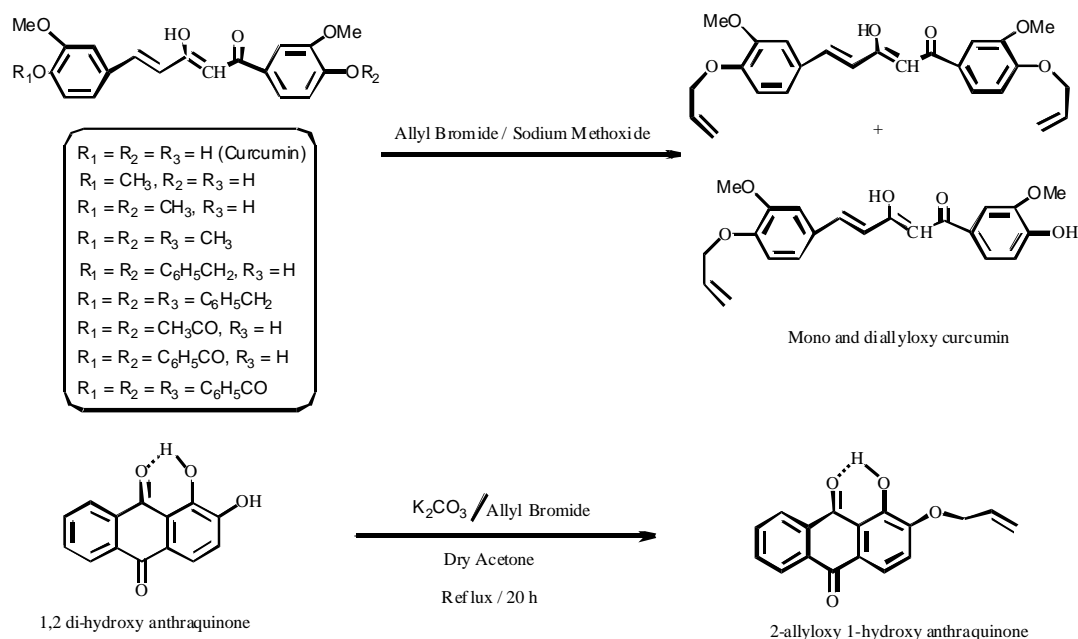
Based on the calibration data; about 2.6 mg of OMSE blend – 2 was found to be deposited on hair surface [29]. (Note: This amount was quantified based on calibration plot of polymer in methanol at different concentration). Control rinse solution containing free UVA and UVB chromophores did not show any deposition.

### Broad Spectrum Organomodified Silicone Elastomer (OMSE) Blend – 3 / 4

Superior solubilization photostable colorant / pigments were achieved *via* covalent attachment to silicone crosspolymer [31,32]. As seen in Figure 15, mono and diallyloxy curcumin [31] was synthesized by reacting curcumin with allyl bromide in the presence of dry sodium methoxide / acetone dispersion. Next, 2-allyloxy,1-hydroxyanthraquinone [32] was synthesized by reacting 1,2-dihydroxyanthraquinones with allyl bromide in the presence of dry potassium carbonate / acetone dispersion.

Organomodified elastomer (OMSE) blend – 3 or 4 were synthesized by reacting mono and diallyloxy curcumin [31] or 2-allyloxy 1-hydroxyanthraquinone [32] respectively, divinyl terminated polydimethylsiloxane (VTP); octadecene, polyethylene glycol monoallyl ether (Clariant) with poly(methylhydrogen)-co(dimethyl) siloxane copolymer in the presence of platinum catalyst





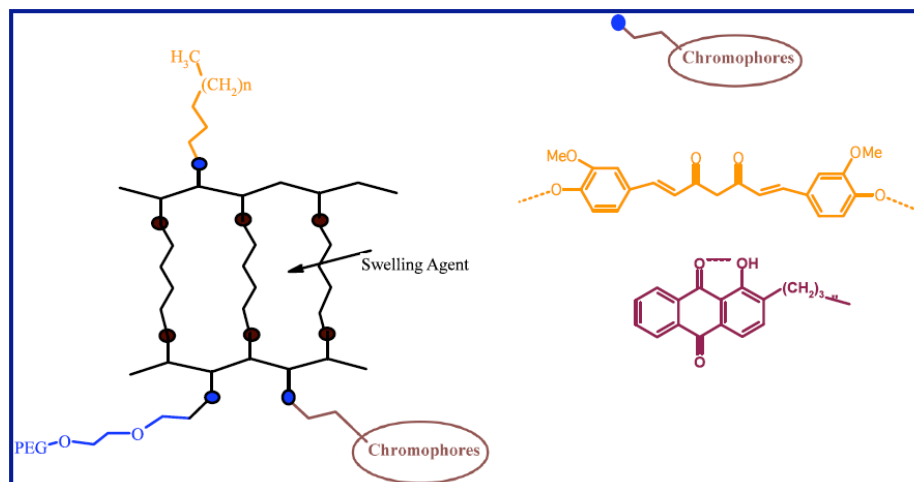
**Figure 15:** Synthesis of reactive colorant chromophores.

(Sigma-Aldrich) and dry toluene at about 110°C for ~5 hours.

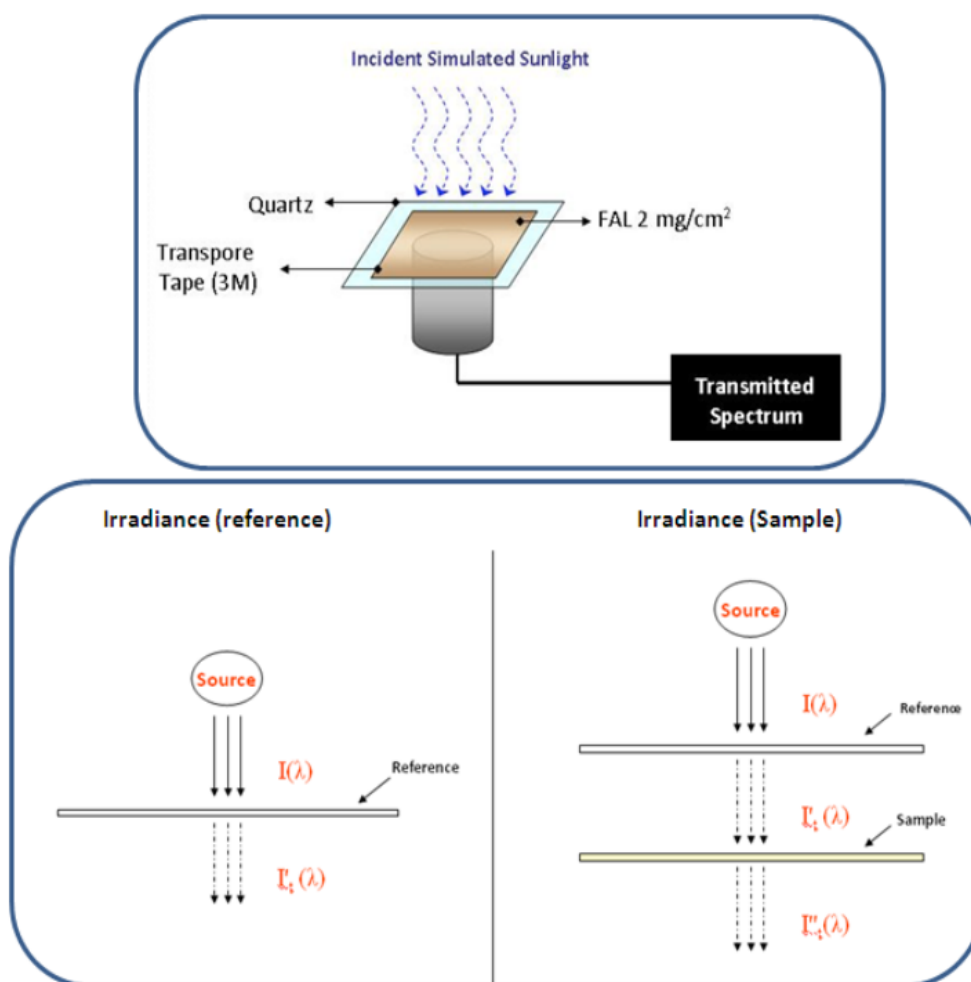
Photoprotection efficacy of OMSE blend - 3 and 4 (shown in Figure 16) were tested using standard transmittance method. The apparatus design is shown in Figure 17. Control mix containing free curcumin (10%, control-1) / hydroxyanthraquinone (6%, control-2) and commercial silicone elastomer gel (DC 9040) were prepared. Control mix or OMSE blend – 3 or 4 (~2 mg/cm<sup>2</sup>) was applied on a transpore tape (3M) using standard procedure [50]. The intensity of simulated solar atlas sun lamp was adjusted to 500 W/m<sup>2</sup>. The transpore tape/sample was dried for 15 minutes prior to UV exposure. The transmitted energy / spectrum were recorded through the OMSE blend - 3 or 4 or control

mix films present on the transpore tape; using spectroradiometer (International Lights Model: RPS 900-R). The transmitted energy / spectrum obtained through the transpore tape were used as the background data.

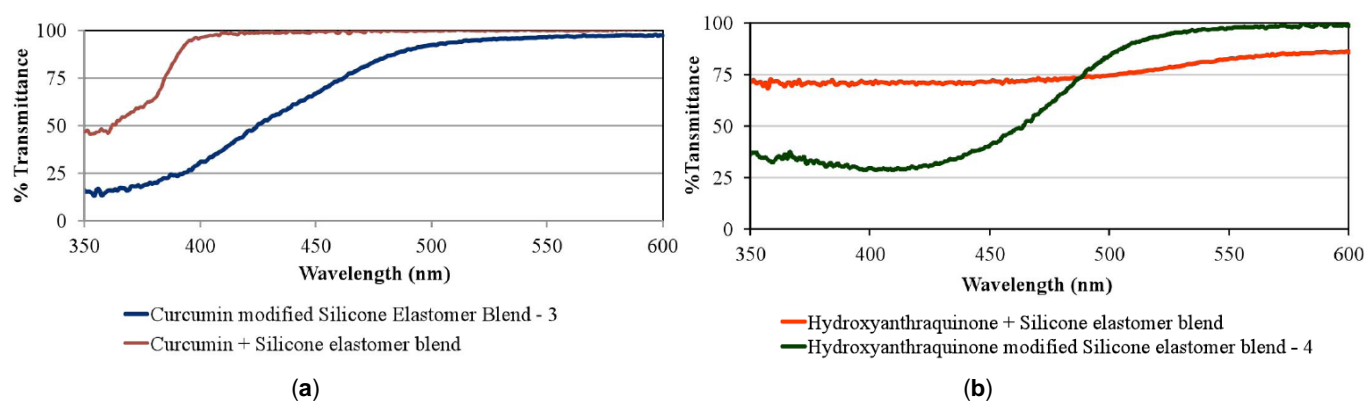
As seen Figure 18, OMSE blend – 3/4 blends i.e. curcumin / hydroxyanthraquinone modified silicone elastomer gel showed superior broad spectrum protection indicating uniform distribution on the surface. In comparison control sample containing free curcumin / hydroxyanthraquinone and commercial silicone elastomer (DC 9040, Dow Corning) showed poor protection due to incompatibility of curcumin / hydroxyanthraquinone with silicone elastomer blend.



**Figure 16:** Chemical Structure of OMSE blend - 3 / 4.



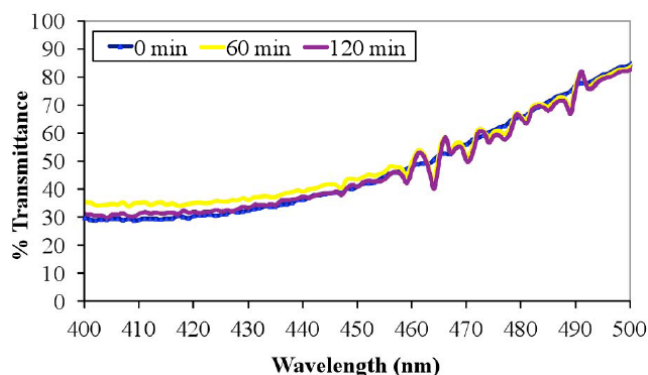
**Figure 17:** Quantification of transmitted energy through silicone elastomer blend 3 & 4.



**Figure 18:** UV absorption efficacy of (a) OMSE Blend – 3 (Blue line) & Control-1 (Brown-line) (b) OMSE Blend – 4 (Green line) & Control-2 (Red-line).

We also used this method to evaluate photostability. OMSE blend – 4 film on a transpore tape was exposed to solar simulated sun light for 30, 60, 90 and 120 minutes and respective transmitted energy / spectrum were recorded. Figure 19 shows UV-Visible transmittance spectra of OMSE blend – 4 after exposure to 30, 60, 90 and 120 minutes of solar

simulated sunlight. These transmittance spectra were compared with the spectrum obtained before exposure. The result indicated marginal change in UV-Visible transmittance efficacy of OMSE blend – 4 after exposure to 60 minutes of solar simulated radiation. We obtained superior photostability of OMSE blend – 4 for 120 minutes of solar simulated sun exposure.



**Figure 19:** *In vitro* visible light protection efficacy of OMSE blend – 4 before (0) and after the 30, 60, 90 and 120 minutes of exposure to solar simulated sunlight.

## SUMMARY

UV absorbing Organomodified silicone elastomer (OMSE) blends were synthesized by reacting alkenyl functional (a) sunscreen derivatives of avobenzene, benzelidine malonate, curcumin or hydroxyanthraquinone, a suitable crosslinker solubilizing (e.g.  $C_nH_{2n}$  i.e. alkyl) / emulsifying agents (e.g. polyether) with the poly(dimethyl)-co-(methylhydrogen)siloxane copolymer in the presence of platinum catalyst. OMSE showed superior performance over mixture of commercial dye/sunscreens and silicone elastomer blends due to uniform distribution of chromophores on the substrate surface. Covalently attached sunscreen / dye molecules on the cross-polymeric silicone backbone would show enhanced safety profile due to negligible possibility of penetration through skin.

## ACKNOWLEDGEMENTS

We acknowledge Unilever Skin Research Group, Dr. Janhavi Raut (Unilever) and Dr. Vijay Gadgil (Unilever) for the support and valuable discussions.

## REFERENCES

- [1] Hayden CGJ, Cross SE, Anderson C, Saunders NA, Roberts MS. Sunscreen Penetration of Human Skin and Related Keratinocyte Toxicity after Topical Application. *Skin Pharmacol Physiol* 2005; 18: 170-74. <http://dx.doi.org/10.1159/000085861>
- [2] Hayden CGJ, Roberts MS, Benson HAE. Systemic absorption of sunscreen after topical application. *Lancet* 1997; 350: 863-64. [http://dx.doi.org/10.1016/S0140-6736\(05\)62032-6](http://dx.doi.org/10.1016/S0140-6736(05)62032-6)
- [3] Zhang XM, Nakagawa M, Kawai K, Kawai K. Erythema-multiforme-like eruption following photoallergic contact dermatitis from oxybenzone. *Contact Dermatitis* 1998; 38: 43-44. <http://dx.doi.org/10.1111/j.1600-0536.1998.tb05637.x>
- [4] Maeran L, Law S, Storrs F, American J. Contact urticaria, allergic contact dermatitis, and photoallergic contact dermatitis from oxybenzone. *Contact dermatitis* 2003; 14(1): 33-34.
- [5] Gustavsson GH, Farbrot A, Larko O. Percutaneous absorption of benzophenone-3, a common component of topical sunscreens. *Clin Exper Dermatol* 2002; 27: 691-94. <http://dx.doi.org/10.1046/j.1365-2230.2002.01095.x>
- [6] Schaefer H, Redelmeier TE, Benesch-Kieffer F. In: by Shlomo Magdassi editor. *The skin and its permeability*. In *Novel Cosmetic Delivery System*. Elka Toutitou eds. Chapter 2, pp. 29-30.
- [7] Janjua NR, Mogensen B, Andersson A-M, Petersen JH, Henriksen M, Skakkebaek NE, Wulf HC. Systemic Absorption of the Sunscreens Benzophenone-3, Octyl-Methoxycinnamate, and 3-(4-Methyl-Benzylidene) Camphor After Whole-Body Topical Application and Reproductive Hormone Levels in Humans. *J Invest Dermatol* 2004; 123: 57-61. <http://dx.doi.org/10.1111/j.0022-202X.2004.22725.x>
- [8] Jiang R, Roberts MS, Collins D, Benson HA. Absorption of sunscreens across human skin: an evaluation of commercial products for children and adults. *J Clin Pharmacol* 1999; 48(4): 635-37.
- [9] Felix T, Hall BJ, Brodbelt JS. Determination of Benzophenone-3 and metabolites in water and human urine by solid phase microextraction and quadrupole ion trap. *Anal Chim Acta* 1998; 371(2-3): 195-203. [http://dx.doi.org/10.1016/S0003-2670\(98\)00293-1](http://dx.doi.org/10.1016/S0003-2670(98)00293-1)
- [10] Kadry AM, Okereke CS, Abdel-Rahman MS, Friedman MA, Davis RA. Pharmacokinetics of Benzophenone 3 after oral exposure in male rat. *J Appl Toxicol* 1995; 15: 97-102. <http://dx.doi.org/10.1002/jat.2550150207>
- [11] Hany J, Nagel R. Nachweis, von. Detection of UV screen in breast milk. *Deutsche Lebensmittel-Rudschau* 1995; 91: 341-45.
- [12] Kerr A, Niklasson B, Dawe RS, Escoffier A-M, Krasteva M, Sanderson B, Ferguson J. A double-blind, randomized assessment of the irritant potential of sunscreen chemical dilutions used in photopatch testing. *Contact Dermatitis* 2009; 60(4): 203-209. <http://dx.doi.org/10.1111/j.1600-0536.2009.01516.x>
- [13] Madan V, Beck MH. Contact allergy to octocrylene in sunscreen with recurrence from passive transfer of a cosmetic. *Contact Dermatitis* 2005; 53(4): 241-42. <http://dx.doi.org/10.1111/j.0105-1873.2005.0670j.x>
- [14] Carrotte-Lefebvre I, Bonneville A, Segard M, Delaporte E, Thomas P. Contact allergy to octocrylene. *Contact Dermatitis* 2003; 48(1): 46-47. [http://dx.doi.org/10.1034/j.1600-0536.2003.480108\\_2.x](http://dx.doi.org/10.1034/j.1600-0536.2003.480108_2.x)
- [15] Karlsson I, Vanden BK, Mårtensson J, Goossens A, Börje A. Clinical and experimental studies of octocrylene's allergenic potency. *Contact Dermatitis* 2011; 64(6): 343-52. <http://dx.doi.org/10.1111/j.1600-0536.2011.01899.x>
- [16] Marzulli FN, Green S, Maibach HI. Hair dye toxicity - a review. *J Environ Pathol Toxicol* 1978; 1(4): 509-30.
- [17] Kumar PAS, Talari K, Dutta TK. Super vasomol hair dye poisoning. *Toxicol Int* 2012; 19(1): 77-8. <http://dx.doi.org/10.4103/0971-6580.94503>
- [18] Sosted H, Johansen JD, Andersen KE, Menne T. Severe allergic hair dye reactions in 8 children. *Contact Dermatitis* 2006; 54(2): 87-91. <http://dx.doi.org/10.1111/j.0105-1873.2006.00746.x>
- [19] Tsomi V, Kalopissis G. Cutaneous penetration of some hairdyes in the hairless rat. *Toxicol Eur Res* 1982; 4(3): 119-27.
- [20] Yuin-Chew C, See-Ket N, Chee-Leok G. Positive patch-test reactions to para-phenylenediamine, their clinical relevance and the concept of clinical tolerance. *Contact Dermatitis* 2001; 45(4): 217-20. <http://dx.doi.org/10.1034/j.1600-0536.2001.450405.x>
- [21] Darbre PD, Harvey PW. Paraben esters: review of recent studies of endocrine toxicity, absorption, esterase and

- human exposure, and discussion of potential human health risks. *J Appl Toxicol* 2008; 28(5): 561-78.  
<http://dx.doi.org/10.1002/jat.1358>
- [22] El HS, Muret P, Berard M, Makki S, Humbert P. Assessment of principal parabens used in cosmetics after their passage through human epidermis–dermis layers (*ex-vivo* study). *Exper Dermatol* 2007; 16(10): 830-36.  
<http://dx.doi.org/10.1111/j.1600-0625.2007.00625.x>
- [23] Darbre PD. Environmental oestrogens, cosmetics and breast cancer. *Best Pract Res Clin Endocrinol Metab* 2006; 20(1): 121-43.  
<http://dx.doi.org/10.1016/j.beem.2005.09.007>
- [24] Pedersen S, Marra F, Nicoli S, Santi P. *In vitro* skin permeation and retention of parabens from cosmetic formulations. *Int J Cosmet Sci* 2007; 29(5): 361-7.  
<http://dx.doi.org/10.1111/j.1468-2494.2007.00388.x>
- [25] Caon T, Costa ACO, Augusto LM, Amadeu MG, Simoes CMO. Evaluation of the transdermal permeation of different paraben combinations through a pig ear skin model. *Int J Pharmaceutics* 2010; 391(1-2): 1-6.  
<http://dx.doi.org/10.1016/j.ijpharm.2010.02.006>
- [26] Handa O, Kokura S, Adachi S, Takagi T, Naito Y, Tanigawa T, Yoshida N, Yoshikawa T. Methylparaben potentiates UV-induced damage of skin keratinocytes. *Toxicology* 2006; 227(1-2): 62-72.  
<http://dx.doi.org/10.1016/j.tox.2006.07.018>
- [27] Bos JD, Meinardi MM. The 500 Dalton rule for the skin penetration of chemical compounds and drugs. *Exp Dermatol* 2000; 9(3): 165-9.  
<http://dx.doi.org/10.1034/j.1600-0625.2000.009003165.x>
- [28] Vaidya AA, Chavan M, Gadgil V, Inventor; Unilever., assignee. A Sunscreen composition. *Indian Pat Appl* 514/MUM/2006. 2006.
- [29] Vaidya AA, Chavan M. Inventor; Unilever., assignee. A Sunscreen composition *Indian Pat. Appl.* 2084/MUM/2006. 2006.
- [30] Holger IL, Herrwerth S, Hartung C. Silicone for conditioning and UV protection *Personal Care* 2007; May, 11.
- [31] Vaidya AA, Ghosh NG, Balu K. Inventor; Unilever., assignee. A silicone compound *Pat. Appl. WO* 2011045149A1. 2011.
- [32] Vaidya AA, Ghosh NG. Inventor; Unilever., assignee. A silicone compound and photoprotective personal care compositions comprising the same *Pat. Appl. WO*2012143242. 2012.
- [33] Marquis-Bienewald S, Wallquist O, Cremer C, Fröhling B, Möck A. Inventor; Ciba, assignee. Polymeric hair dyes *US* 20090255063 A1. 2009.
- [34] De Boni M, Laguiton B, Jean-Daniel D. Inventor; L'Oreal, assignee Leave-in hair dyeing process using a composition comprising a colored polymer and an active cosmetic agent, *WO* 2008032003. 2008.
- [35] Liang J, Chen Y, Barnes K, Wu R, Worley SD, Huang TS. N-halamine quat/siloxane copolymer for use in biocidal coating. *2006; 27(11): 2495-501.*
- [36] Kenawy EI-R, Worley SD, Broughton R. The Chemistry and Applications of Antimicrobial Polymers: A State-of-the-Art Review. *Biomacromolecules* 2007; 8(5): 1359.  
<http://dx.doi.org/10.1021/bm061150g>
- [37] Kratzer C, Tobudic S, Macfelda K, Graninger W, Georgopoulos A. *In vivo* Activity of a Novel Polymeric Guanidine in Experimental Skin Infection with Methicillin-Resistant *Staphylococcus aureus*. *Antimicrobial Agents and Chemotherapy* 2007; 51(9): 3437-39.  
<http://dx.doi.org/10.1128/AAC.00130-07>
- [38] Kedik SA, Bocharova OA, An H-K, Panov AV, Sedishev IP, Zhavoronok ES, Timofeeva GI, Suslov VV, Beksaev SG. Structure and molecular-weight characteristics of oligo(hexamethyleneguanidine) Hydrochlorides. *Pharmaceutical Chem J* 2011; 44(10): 568-73.  
<http://dx.doi.org/10.1007/s11094-011-0519-9>
- [39] Tabellout M, Rogalskiy S, Bardeau J-F, Tarasyuk O, Fatyeyeva K. Inventor; Centre National de la Recherche Scientifique, assignee Novel antimicrobial composition, use and preparation thereof. *Eur Pat Appl EP* 2386589 A1. 2011.
- [40] Nyzhnyk JV, Baranova GI, Marievskiy VF, Fedorova LM, Nadtoka OM, Nyzhnyk TJ. Inventor; Board of Supervisors of Louisiana State University and Agricultural and Mechanical College, assignee *PCT Int. Appl. WO* 2008039162 A1. 2008.
- [41] Sajomsang W, Gonil P, Saesoo S, Ovatlarnporn C. Antifungal property of quaternized chitosan and its derivatives. *Int J Biol Macromol* 2012; 50(1): 263-69.  
<http://dx.doi.org/10.1016/j.ijbiomac.2011.11.004>
- [42] Daly WH, Manuszak-Guerrini MA. Inventor; Board of Supervisors of Louisiana State University and Agricultural and Mechanical College, assignee Biocidal chitosan derivatives *US* 6306835 2001.
- [43] Dubief C. Experiments with hair photo-degradation. *Cosm Toil* 1992; 107: 95-102.
- [44] Robbins CR, Bahl MK. Analysis of hair by electron spectroscopy for chemical analysis. *J Soc Cosmet Chem* 1984; 35: 379-90.
- [45] Signori V. Review of the current understanding of the effect of ultraviolet and visible radiation on hair structure and options for Photoprotection. *J Cosmet Sci* 2004; 55: 95-113.
- [46] Won-Soo L. Photoaggravation of Hair Aging. *Int J Trichol* 2009; 1(2): 94-99.  
<http://dx.doi.org/10.4103/0974-7753.58551>
- [47] Nogueira ACS, Dixelio LE, Joekes I. About photo-damage of human hair. *Photochem Photobiol Sci* 2006; 5: 165-69.  
<http://dx.doi.org/10.1039/b504574f>
- [48] Maillan P. UV protection of artificially coloured hair using a leave-on formulation. *Int J Cosmetic Sci* 2002; 24: 117-22.  
<http://dx.doi.org/10.1046/j.1467-2494.2002.00132.x>
- [49] Maillan P, Gripp A, Sit F, Jermann R, Westenfelder H. *Cosmetic & Toiletries* 2005; 120(3): 65-71.
- [50] International SPF Test Method, COLIPA, 2006.